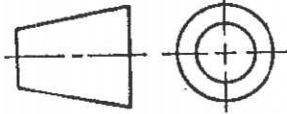
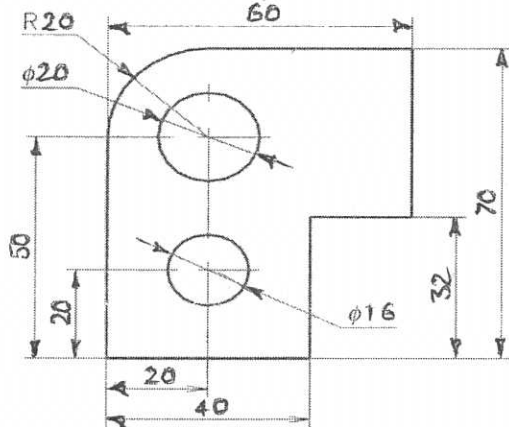
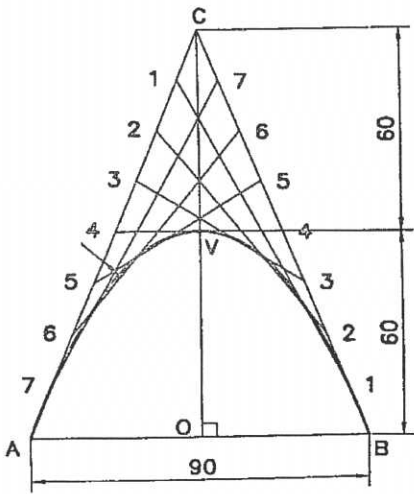
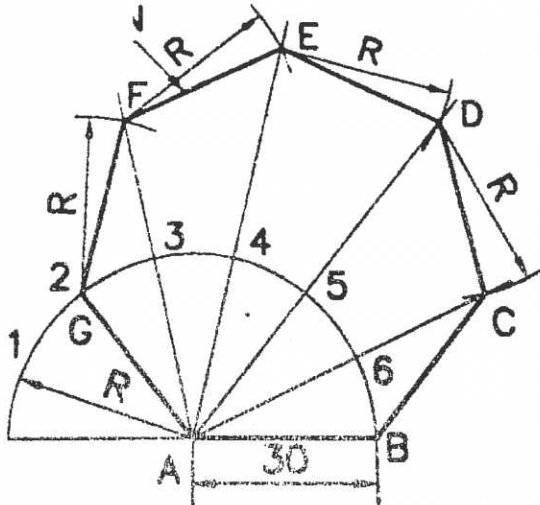


SCHEME OF VALUATION

(Scoring Indicators)

Revision : 2015		Course Code: 2005		
Course Title : Engineering Graphics				
Qst. No.	Scoring Indicator	Split up score	Sub Total	Total
PART. A				
I. 1.	Projection line, Dimension line, Leader line, Arrow head, origin indication and Dimensional text. (Any four)	2		2
I. 2.	Involute is a curve traced by a point on a taut inextensible string, as it unwinds itself from a line or a polygon or a circle.	2		2
I. 3.		2		2
I. 4.	It is a geometric method of projection obtained on a plane of projection when the projectors are parallel to each other and perpendicular to the plane of projection.	2		2
I. 5.	Computer Aided Design and Drafting.	2		2
PART B				
II.				
	Dimension	Figure	2	
		Neatness	7	
			1	10

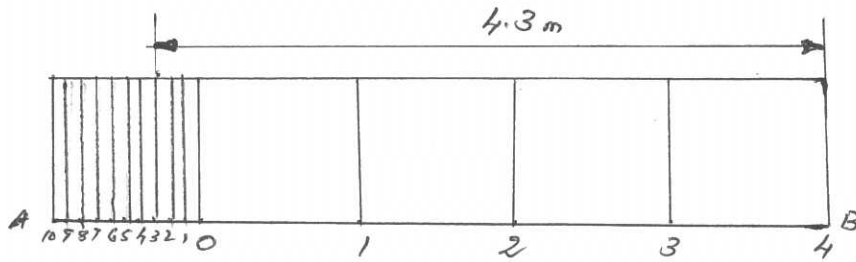
<p>III.</p>		<p>Figure 7 Dimension 2 Neatness 1</p>		<p>10</p>
<p>IV.</p>		<p>Figure 8 Neatness 1 1</p>		<p>10</p>

V.

$$R.F = 1/40$$

$$\text{Length of scale} = \frac{1}{40} \times 5 \times 10^3$$

$$= \underline{\underline{125 \text{ mm}}}$$

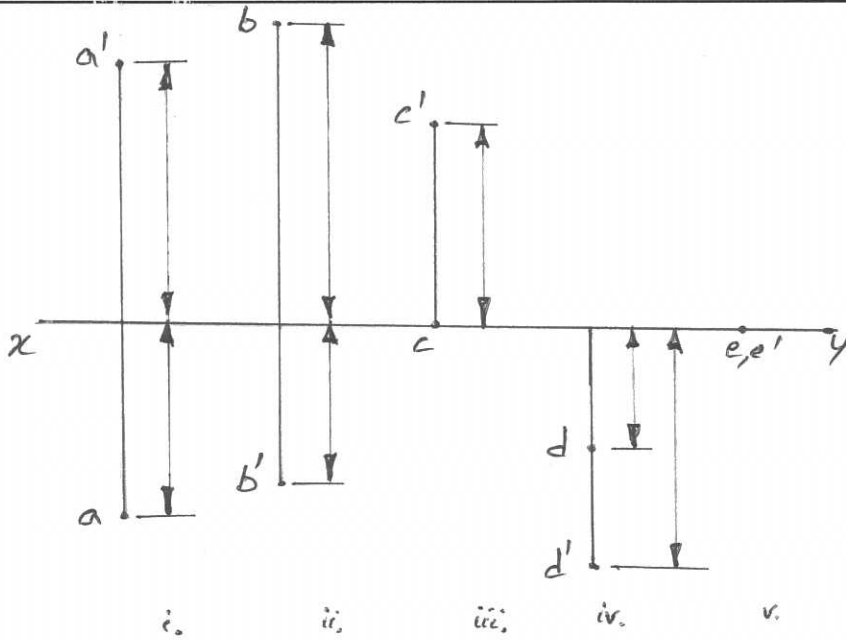


AB = 125 mm

Length of scale 2
 Construction of scale 5
 Marking 4.3 m 3

10

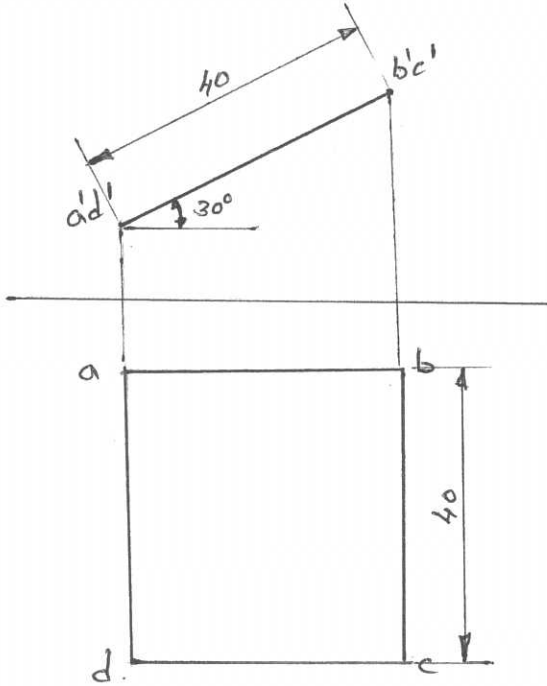
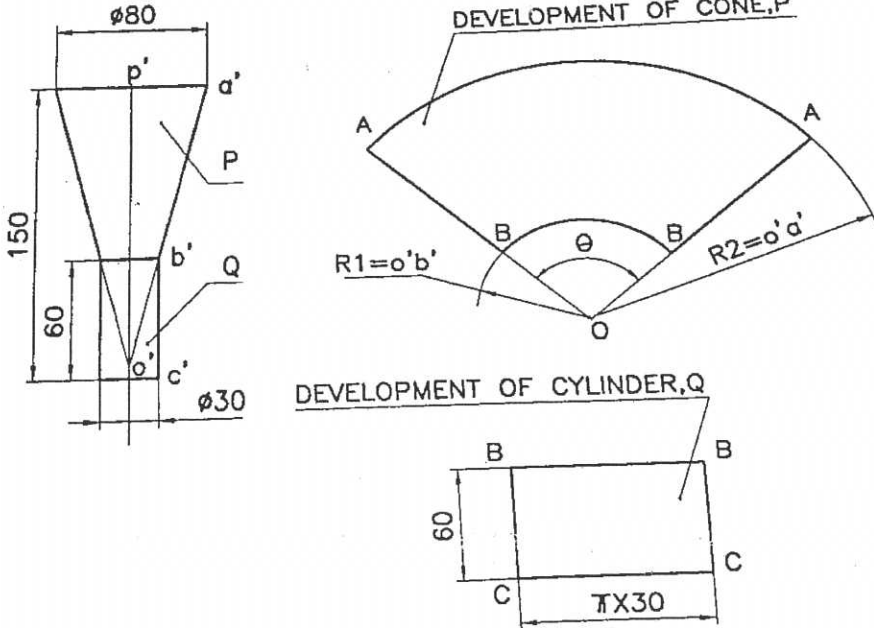
VI.



Projection of each point

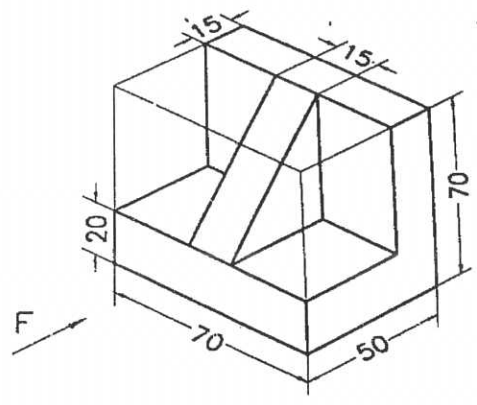
2

10

<p>VII.</p>		<p>Elevation 4 Plan 4 Dimension 2</p>		<p>10</p>
<p>VIII.</p>	 <p>angle $\theta = \frac{360 \times 40}{o'a'} = 93^\circ$</p>	<p>Elevation of funnel 3 angle Development 2 Development 5</p>		<p>10</p>
<p>PART C</p>				

<p>IX.</p>	<p>FRONT VIEW</p> <p>LEFT SIDE VIEW</p> <p>Plan</p> <p>Elevation</p>	<p>Elevation 6 Plan 5 Left side view 5 Dimension 3 Neatness 1</p>	<p>20</p>
<p>X.</p>	<p>(i) FULL SECTIONAL FRONT VIEW</p> <p>(ii) TOP VIEW</p> <p>Full Sectional Elevation Plan Dimension Neatness</p>	<p>9 7 3 1</p>	<p>20</p>

XI.



~~Dimension~~

Isometric axes	2
Isometric view	15
Dimension	2
Neatness	1