




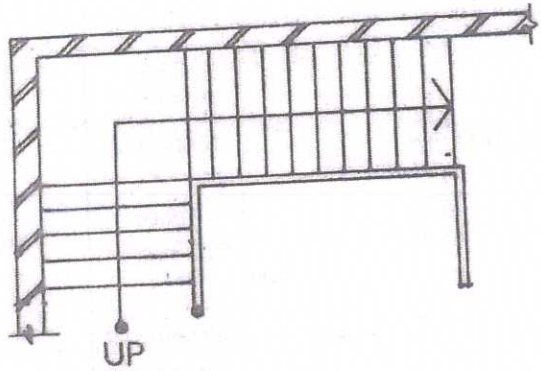
SCHEME OF VALUATION

(SCORING INDICATORS)

Course code: 3014

Revision: 2015

Course title: Quantity surveying - II

Qst No.	Scoring Indicator	Split up score	Sub Total	Total
I, 1	<div style="display: flex; justify-content: space-around; align-items: flex-start;"> <div style="text-align: center;"> <p>GLASS</p>  </div> <div style="text-align: center;"> <p>TIMBER IN CROSS SECTION</p>  </div> </div> <div style="margin-top: 10px;"> <p>PLAIN CEMENT CONCRETE</p>  </div> <div style="margin-top: 20px;">  <p style="text-align: center;">UP</p> </div>	<p>1/2</p> <p>1/2</p> <p>1/2</p>	<p>1 1/2</p>	
2		1 1/2	1 1/2	
3	<p>'mezzanine floor' means an intermediate floor in any storey over - hanging and over - looking a floor beneath.</p>	1 1/2	1 1/2	
4	<p>Coverage = 50% of plot area = Area of one floor</p> $FAR = \frac{\text{Total area on all floors}}{\text{Plot area}} = \frac{(.50 * \text{plot area}) + (.50 * \text{plot area})}{\text{plot area}} = 1$	<p>definition = 1/2</p> <p>answer = 1</p>	1 1/2	15
5	<p>Plinth area means area of the building at the plinth level, does not include the area of open porch (not enclosed by wall) uncovered staircase like</p> <p>Carpet area means the usable floor area excluding the area of staircase, lift wells, escalators, ducts, toilets, air condition plant room and electrical control room ect.</p>	1 1/2	1 1/2	
6	<p>1. Theatres, 2. Auditoriums, 3. Exhibition halls</p>	1 1/2	1 1/2	
7	<p>15m</p>			
8	<p>Manhole is a masonry chamber built in a sewer of such size that man can enter in it or leave it for carrying out inspection, repair, cleaning, testing or joining of other sewers. It also gets connection from soil wastes, liquid wastes and ventilating shafts.</p>	1 1/2	1 1/2	
9	<p>The soil pipes are those connected to water closets and through which liquid waste including human excreta flows.</p>	1 1/2	1 1/2	

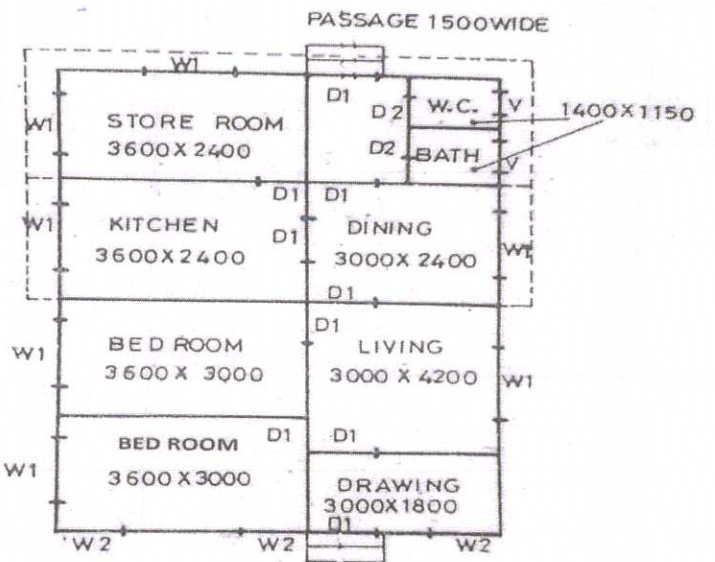
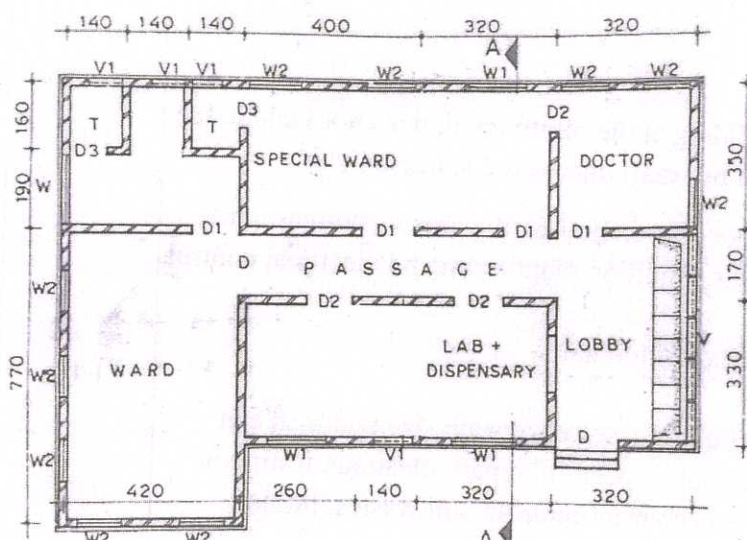
SCHEME OF VALUATION

(SCORING INDICATORS)

Revision: 2015

Course code: 3014

Course title: Quantity surveying - II

Qst No.	Scoring Indicator	Split up score	Sub Total	Total
10	The depression or bend provided in a drainage system which is always full of water and prevents the entry of foul gases into atmosphere is called trap. A Gully trap or gully is provided at a junction of a roof drain and other drain coming from kitchen or bathroom.	1 1/2	1 1/2	
II II a)	<p style="text-align: center;">PART-B (Maximum marks: 85)</p>  <p style="text-align: center;">LINE PLAN</p>	For providing minimum exterior open space requirements -5 Design -10 Drawing -5	25	
II b)	 <p style="text-align: center;">PLAN</p>	15	15	

SCHEME OF VALUATION

(SCORING INDICATORS)

Revision: 2015

Course code: 3014

Course title: Quantity surveying - II

Qst No.	Scoring Indicator	Split up score	Sub Total	Total
II 600	<p>SECTION_AA</p>	15	15	
III	<p>PANELLED DOOR</p>	15	15	

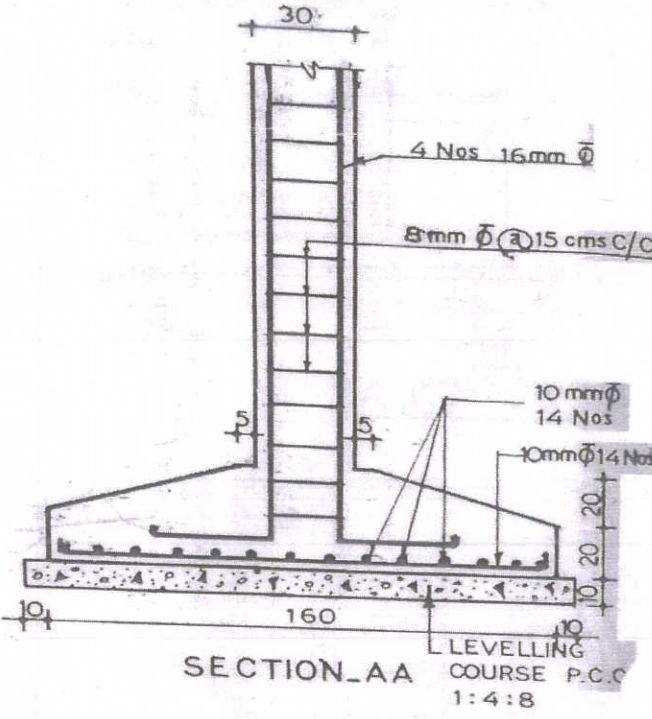
SCHEME OF VALUATION

(SCORING INDICATORS)

Revision: 2015

Course code: 3014

Course title: Quantity surveying - II

Qst No.	Scoring Indicator	Split up score	Sub Total	Total
IV	 <p>SECTION_AA</p> <p>FOOTING FOR A R.C.C. COLUMN</p>	15	15	

